
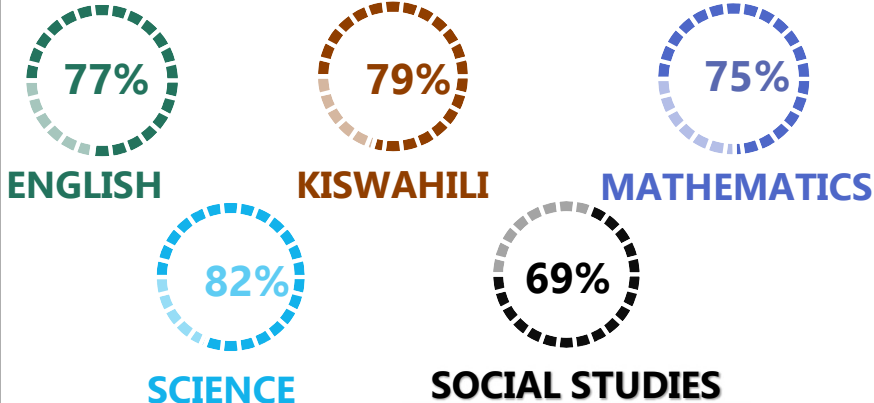


	<h1>ST.MATHIAS</h1>																																																																																				
<b>REGION: RUKWA</b>	<b>SCHOOL AVERAGE: 191.3</b>	<b>BAND 3</b>																																																																																			
<b>DISTRICT: SUMBAWANGA</b>		<b>CATEGORY BELOW 40</b>																																																																																			
<b>SUBJECT PERFORMANCE ANALYSIS</b>																																																																																					
<table border="1" style="width:100%; border-collapse: collapse;"> <thead> <tr> <th>SUBJECT NAME</th> <th>AVG</th> <th>%</th> <th>RNK</th> </tr> </thead> <tbody> <tr><td>SCIENCE</td><td>40.9</td><td>82%</td><td>1</td></tr> <tr><td>KISWAHILI</td><td>39.7</td><td>79%</td><td>2</td></tr> <tr><td>ENGLISH</td><td>38.7</td><td>77%</td><td>3</td></tr> <tr><td>MATHEMATICS</td><td>37.4</td><td>75%</td><td>4</td></tr> <tr><td>SOCIAL STUDIES</td><td>34.7</td><td>69%</td><td>5</td></tr> </tbody> </table> <table border="1" style="width:100%; border-collapse: collapse;"> <thead> <tr> <th>BOYS/GIRLS PASS RATE</th> <th>STD</th> <th>AVG</th> <th>%</th> </tr> </thead> <tbody> <tr><td>BOYS</td><td>15</td><td>0.73</td><td>73%</td></tr> <tr><td>GIRLS</td><td>6</td><td>0.27</td><td>27%</td></tr> </tbody> </table>	SUBJECT NAME	AVG	%	RNK	SCIENCE	40.9	82%	1	KISWAHILI	39.7	79%	2	ENGLISH	38.7	77%	3	MATHEMATICS	37.4	75%	4	SOCIAL STUDIES	34.7	69%	5	BOYS/GIRLS PASS RATE	STD	AVG	%	BOYS	15	0.73	73%	GIRLS	6	0.27	27%																																																	
SUBJECT NAME	AVG	%	RNK																																																																																		
SCIENCE	40.9	82%	1																																																																																		
KISWAHILI	39.7	79%	2																																																																																		
ENGLISH	38.7	77%	3																																																																																		
MATHEMATICS	37.4	75%	4																																																																																		
SOCIAL STUDIES	34.7	69%	5																																																																																		
BOYS/GIRLS PASS RATE	STD	AVG	%																																																																																		
BOYS	15	0.73	73%																																																																																		
GIRLS	6	0.27	27%																																																																																		
<table border="1" style="width:100%; border-collapse: collapse;"> <thead> <tr> <th colspan="6">GRADE ANALYSIS SUMMARY</th> </tr> <tr> <th>SUBJECT NAME/GRADE</th> <th>A</th> <th>B</th> <th>C</th> <th>D</th> <th>E</th> </tr> </thead> <tbody> <tr><td>MATHEMATICS</td><td>6</td><td>12</td><td>3</td><td>0</td><td>0</td></tr> <tr><td>KISWAHILI</td><td>9</td><td>12</td><td>0</td><td>0</td><td>0</td></tr> <tr><td>ENGLISH</td><td>7</td><td>14</td><td>0</td><td>0</td><td>0</td></tr> <tr><td>SCIENCE</td><td>12</td><td>9</td><td>0</td><td>0</td><td>0</td></tr> <tr><td>SOCIAL STUDIES</td><td>4</td><td>12</td><td>5</td><td>0</td><td>0</td></tr> </tbody> </table> <table border="1" style="width:100%; border-collapse: collapse;"> <thead> <tr> <th>OVERALL GRADE ANALYSIS</th> <th>NO.</th> <th>SEATED</th> <th>%</th> </tr> </thead> <tbody> <tr><td>41- 45</td><td>6</td><td rowspan="3">21</td><td>29%</td></tr> <tr><td>30.5 - 40</td><td>15</td><td>71%</td></tr> <tr><td>20.5 - 30</td><td>0</td><td>0%</td></tr> <tr><td>10.5 - 20</td><td>0</td><td rowspan="2">0</td><td>0%</td></tr> <tr><td>0- 10</td><td>0</td><td>0%</td></tr> </tbody> </table>	GRADE ANALYSIS SUMMARY						SUBJECT NAME/GRADE	A	B	C	D	E	MATHEMATICS	6	12	3	0	0	KISWAHILI	9	12	0	0	0	ENGLISH	7	14	0	0	0	SCIENCE	12	9	0	0	0	SOCIAL STUDIES	4	12	5	0	0	OVERALL GRADE ANALYSIS	NO.	SEATED	%	41- 45	6	21	29%	30.5 - 40	15	71%	20.5 - 30	0	0%	10.5 - 20	0	0	0%	0- 10	0	0%	<p style="text-align: center;"><b>BOYS VS GIRLS PASSRATE (%)</b></p> <div style="display: flex; justify-content: space-around; align-items: center;"> <div style="text-align: center;">  <p><b>73%</b></p> </div> <div style="text-align: center;">  <p><b>27%</b></p> </div> </div> <p style="text-align: center;"><b>OVERALL PERFORMANCE ANALYSIS</b></p> <table border="1" style="width:100%; border-collapse: collapse;"> <tr><td>REGISTERED</td><td>21</td><td>100%</td></tr> <tr><td>SEATED</td><td>21</td><td>100%</td></tr> <tr><td>ABSENTEES</td><td>0</td><td>0%</td></tr> <tr><td>PASSED</td><td>21</td><td>100%</td></tr> <tr><td>FAILED</td><td>0</td><td>0%</td></tr> <tr><td>SCHOOL POSITION</td><td colspan="2">30</td></tr> <tr><td>TOTAL SCHOOLS</td><td colspan="2">87</td></tr> </table>	REGISTERED	21	100%	SEATED	21	100%	ABSENTEES	0	0%	PASSED	21	100%	FAILED	0	0%	SCHOOL POSITION	30		TOTAL SCHOOLS	87	
GRADE ANALYSIS SUMMARY																																																																																					
SUBJECT NAME/GRADE	A	B	C	D	E																																																																																
MATHEMATICS	6	12	3	0	0																																																																																
KISWAHILI	9	12	0	0	0																																																																																
ENGLISH	7	14	0	0	0																																																																																
SCIENCE	12	9	0	0	0																																																																																
SOCIAL STUDIES	4	12	5	0	0																																																																																
OVERALL GRADE ANALYSIS	NO.	SEATED	%																																																																																		
41- 45	6	21	29%																																																																																		
30.5 - 40	15		71%																																																																																		
20.5 - 30	0		0%																																																																																		
10.5 - 20	0	0	0%																																																																																		
0- 10	0		0%																																																																																		
REGISTERED	21	100%																																																																																			
SEATED	21	100%																																																																																			
ABSENTEES	0	0%																																																																																			
PASSED	21	100%																																																																																			
FAILED	0	0%																																																																																			
SCHOOL POSITION	30																																																																																				
TOTAL SCHOOLS	87																																																																																				

INDEX	NAME	SEX	MATHEMATICS	KISWAHILI	ENGLISH	SCIENCE	SOCIAL STUDIES	TOTAL	AVERAGE	OVR GRADE	SCH POSITION	OVERALL POSITION					
1	STANSILAUS S. DANIEL	M	49	A	46	A	42	A	47	A	42	A	226	45	A	1	525.5
2	AGREY HOSEA MWAISAKA	M	47	A	46	A	43	A	46	A	40	B	222	44	A	2	812
3	ELIGE JOSEPH ISINDIKIRO	M	42	A	44	A	43	A	47	A	42	A	218	44	A	3	1088.5
4	BARAKA KAINI KAMWELA	M	43	A	43	A	38	B	47	A	40	B	211	42	A	4.5	1562
5	PENUEL BENJAMIN NYAMWERU	M	43	A	45	A	42	A	45	A	36	B	211	42	A	4.5	1562
6	VICTOR ERICK NSATO	M	38	B	40	B	43	A	44	A	39	B	204	41	A	6	2037
7	JOHN LAWI ALBERT	M	38	B	35	B	41	A	42	A	41	A	197	39	B	7	2496.5
8	ELI NELSON LWINGA	M	36	B	43	A	39	B	44	A	33	B	195	39	B	8	2614.5
9	RACHEAL JACOB MWAKYUSA	F	37	B	38	B	35	B	42	A	41	A	193	39	B	9.5	2725
10	WILLIAM SYLVANUS MURYA	M	39	B	40	B	40	B	42	A	32	B	193	39	B	9.5	2725
11	SARA JONGELLA KUSEKWA	F	34	B	41	A	36	B	42	A	39	B	192	38	B	11	2777.5
12	NORMAN DAVID KIJAZI	M	34	B	43	A	38	B	36	B	33	B	184	37	B	12	3221
13	CHRISPIAN CHARLES ASAJILE	M	43	A	35	B	38	B	37	B	28	C	181	36	B	13	3377
14	MARY JUMA NKANYANGA	F	37	B	39	B	37	B	33	B	34	B	180	36	B	14	3427
15	LEORNARD L. MWANISONGOLE	M	34	B	33	B	36	B	39	B	37	B	179	36	B	15.5	3471.5
16	ANITHA HENRY NICHOLAUS	F	37	B	37	B	35	B	39	B	31	B	179	36	B	15.5	3471.5
17	ANGEL GODSON MWAIBINGILA	F	36	B	37	B	33	B	43	A	29	C	178	36	B	17	3513.5
18	STEVEN BEVIN MTENDO	M	26	C	42	A	42	A	37	B	28	C	175	35	B	18	3651.5
19	TUSAJIGWE B. MALABEJA	F	30	C	36	B	36	B	37	B	31	B	170	34	B	19	3872.5
20	SAMWEL YONNA MGEYEKWA	M	35	B	37	B	37	B	33	B	26	C	168	34	B	20	3955
21	EMMANUEL PAUL NGASSA	M	27	C	34	B	38	B	36	B	27	C	162	32	B	21	4189